

1512 S BATAVIA AVENUE
GENEVA, IL 60134

An  ALION Technical Center

RIVERBANK.ALIONSCIENCE.COM

630-232-0104

Test Report

FOUNDED 1918 BY
WALLACE CLEMENT SABINE

SPONSOR: **Catalyst Acoustics Group**
Agawam, MA

Sound Absorption
RAL™-A20-369

CONDUCTED: 2020-09-01

Page 1 of 9

ON: 3D Hex panels

TEST METHODOLOGY

Riverbank Acoustical Laboratories™ is accredited by the U.S. Department of Commerce, National Institute of Standards and Technology (NIST) under the National Voluntary Laboratory Accreditation Program (NVLAP) as an ISO 17025:2017 Laboratory (NVLAP Lab Code: 100227-0) and for this test procedure. The test reported in this document conformed explicitly with ASTM C423-17: "Standard Test Method for Sound Absorption and Sound Absorption Coefficients by the Reverberation Room Method," with the single exception that the non-rectangular geometry of the specimen components precluded its installation in a rectangular patch, as specified in Section 9.1.1. The specimen mounting was performed according to ASTM E795-16: "Standard Practices for Mounting Test Specimens During Sound Absorption Tests." A description of the measurement procedure and room specifications are available upon request. The results presented in this report apply to the sample as received from the test sponsor.

INFORMATION PROVIDED BY SPONSOR

The test specimen was designated by the sponsor as 3D Hex panels. The following nominal product information was provided by the sponsor prior to testing. The accuracy of such sponsor-provided information can affect the validity of the test results.

Product Under Test

Trade Name: 3D Hex
Material: Polyethylene terephthalate felt
Manufacturer: Frasch

SPECIMEN MEASUREMENTS & TEST CONDITIONS

Through a full external visual inspection performed on the test specimen, Riverbank personnel verified the following information:

Test Specimen

Material: Semirigid felt paneling
Quantity: 80
Geometry: Regular hexagon base layer, 192 mm (7.56 in.) side length x 8 mm (0.315 in.) thick
Three (3) rhomboid bulges on one face, side length @ 174.62 mm (6.875 in.), spaced 18 mm (0.709 in.) apart at parallel edges
Maximum overall thickness at center of a bulge @ 16.51 mm (0.65 in.)
Overall Weight: 20.98 kg (46.25 lbs)
Installation: Bulges exposed to sound field, edges butted



RIVERBANK ACOUSTICAL LABORATORIES IS ACCREDITED BY NVLAP (LAB CODE 100227-0) FOR ACOUSTICAL TESTING SERVICES IN ACCORDANCE WITH ISO/IEC 17025:2017 AND FOR THIS PROCEDURE. THIS REPORT MUST NOT BE USED BY THE CLIENT TO CLAIM PRODUCT CERTIFICATION, APPROVAL, OR ENDORSEMENT BY RAL, NVLAP, NIST, OR ANY AGENCY OF THE U.S. GOVERNMENT. THIS REPORT SHALL NOT BE MODIFIED WITHOUT THE WRITTEN APPROVAL OF RAL. THE RESULTS REPORTED APPLY ONLY TO THE SPECIFIC SAMPLE SUBMITTED FOR TESTING; RAL ASSUMES NO RESPONSIBILITY FOR THE PERFORMANCE OF ANY OTHER SAMPLE.

1512 S BATAVIA AVENUE
GENEVA, IL 60134
630-232-0104

An ALION Technical Center

RIVERBANK.ALIONSCIENCE.COM

FOUNDED 1918 BY
WALLACE CLEMENT SABINE

Test Report

Catalyst Acoustics Group
2020-09-01

RAL™-A20-369

Page 2 of 9

Overall Specimen Properties

Size: 2.84 m (112.0 in) wide by 3. m (118.0 in) long
Thickness: 0.02 m (0.65 in.)
Weight: 20.98 kg (46.25 lbs)
Mass per Unit Area: 2.46 kg/m² (0.5 lbs/ft²)
Calculation Area: 8.527 m² (91.78 ft²)

Note: Due to the inherently non-rectangular geometry of the specimen installation, the rectangular envelope used to determine the bounds of the specimen geometry includes approximately 0.75 m² (8.09 ft²) of untreated horizontal test surface area. Testing a specimen of identical dimensions with this area treated by similarly-performing material will result in greater measured sound absorption.

Test Environment

Room Volume: 291.98 m³
Temperature: 22.9 °C ± 0.2 °C (Requirement: ≥ 10 °C and ≤ 5 °C change)
Relative Humidity: 57.2 % ± 0.8 % (Requirement: ≥ 40 % and ≤ 5 % change)
Barometric Pressure: 98.5 kPa (Requirement not defined)

MOUNTING METHOD

Type A Mounting: The test specimen was laid directly against the test surface. Per sponsor request, the perimeter edges were left exposed, as would be typical of a field installation of the product under test.

1512 S BATAVIA AVENUE
GENEVA, IL 60134
630-232-0104

An **ALION** Technical Center

RIVERBANK.ALIONSCIENCE.COM

FOUNDED 1918 BY
WALLACE CLEMENT SABINE

Test Report

Catalyst Acoustics Group
2020-09-01

RAL™-A20-369

Page 3 of 9



Figure 1 – Specimen mounted in test chamber



Figure 2 – Individual panel specimen, face exposed to sound field

1512 S BATAVIA AVENUE
GENEVA, IL 60134
630-232-0104

An **ALION** Technical Center

RIVERBANK.ALIONSCIENCE.COM

FOUNDED 1918 BY
WALLACE CLEMENT SABINE

Test Report

Catalyst Acoustics Group
2020-09-01

RAL™-A20-369

Page 4 of 9




Figure 3 – Individual panel specimen, face mated to horizontal test surface



Figure 4 – Detail of specimen material, bulge profile

1512 S BATAVIA AVENUE
 GENEVA, IL 60134
 630-232-0104

An  ALION Technical Center

RIVERBANK.ALIONSCIENCE.COM

FOUNDED 1918 BY
 WALLACE CLEMENT SABINE

Test Report

Catalyst Acoustics Group
 2020-09-01

RAL™-A20-369

Page 5 of 9

TEST RESULTS

Specimen total absorption and absorption coefficient are tabulated at the eighteen standard frequencies. A graphic presentation of the data and additional information appear on the following pages.

| 1/3 Octave Center Frequency (Hz) | Total Absorption (m ²) | Total Absorption (Sabins) | Absorption Coefficient |
|--|---------------------------------------|------------------------------|---------------------------|
| 100 | 0.06 | 0.64 | 0.01 |
| ** 125 | 0.22 | 2.39 | 0.03 |
| 160 | 0.24 | 2.63 | 0.03 |
| 200 | 0.53 | 5.71 | 0.06 |
| ** 250 | 0.59 | 6.38 | 0.07 |
| 315 | 1.06 | 11.39 | 0.12 |
| 400 | 1.52 | 16.35 | 0.18 |
| ** 500 | 2.48 | 26.65 | 0.29 |
| 630 | 3.23 | 34.76 | 0.38 |
| 800 | 4.17 | 44.87 | 0.49 |
| ** 1000 | 5.09 | 54.74 | 0.60 |
| 1250 | 5.90 | 63.53 | 0.69 |
| 1600 | 6.18 | 66.54 | 0.73 |
| ** 2000 | 6.52 | 70.19 | 0.76 |
| 2500 | 6.96 | 74.96 | 0.82 |
| 3150 | 7.13 | 76.73 | 0.84 |
| ** 4000 | 7.32 | 78.79 | 0.86 |
| 5000 | 7.58 | 81.64 | 0.89 |

SAA = 0.43

NRC = 0.45

1512 S BATAVIA AVENUE
GENEVA, IL 60134
630-232-0104

An  ALION Technical Center

RIVERBANK.ALIONSCIENCE.COM

FOUNDED 1918 BY
WALLACE CLEMENT SABINE

Test Report


Catalyst Acoustics Group
2020-09-01

RAL™-A20-369
Page 6 of 9


TEST RESULTS (continued)

The sound absorption average (SAA) is defined in ASTM C423-17 Section 3.1.1 as the arithmetic average of the sound absorption coefficients of a material for the twelve one-third octave bands from 200 Hz through 2500 Hz, inclusive, rounded to the nearest integer multiple of 0.01.

The noise reduction coefficient (NRC) is defined from previous versions of ASTM C423 as the arithmetic average of the sound absorption coefficients at 250 Hz, 500 Hz, 1000 Hz, and 2000 Hz, rounded to the nearest integer multiple of 0.05.

Tested by 
Marc Sciaky
Senior Experimentalist

Report by 
Malcolm Kelly
Acoustical Test Engineer

Approved by 
Eric P. Wolfram
Laboratory Manager

1512 S BATAVIA AVENUE
GENEVA, IL 60134
630-232-0104

An ALION Technical Center

RIVERBANK.ALIONSCIENCE.COM

FOUNDED 1918 BY
WALLACE CLEMENT SABINE

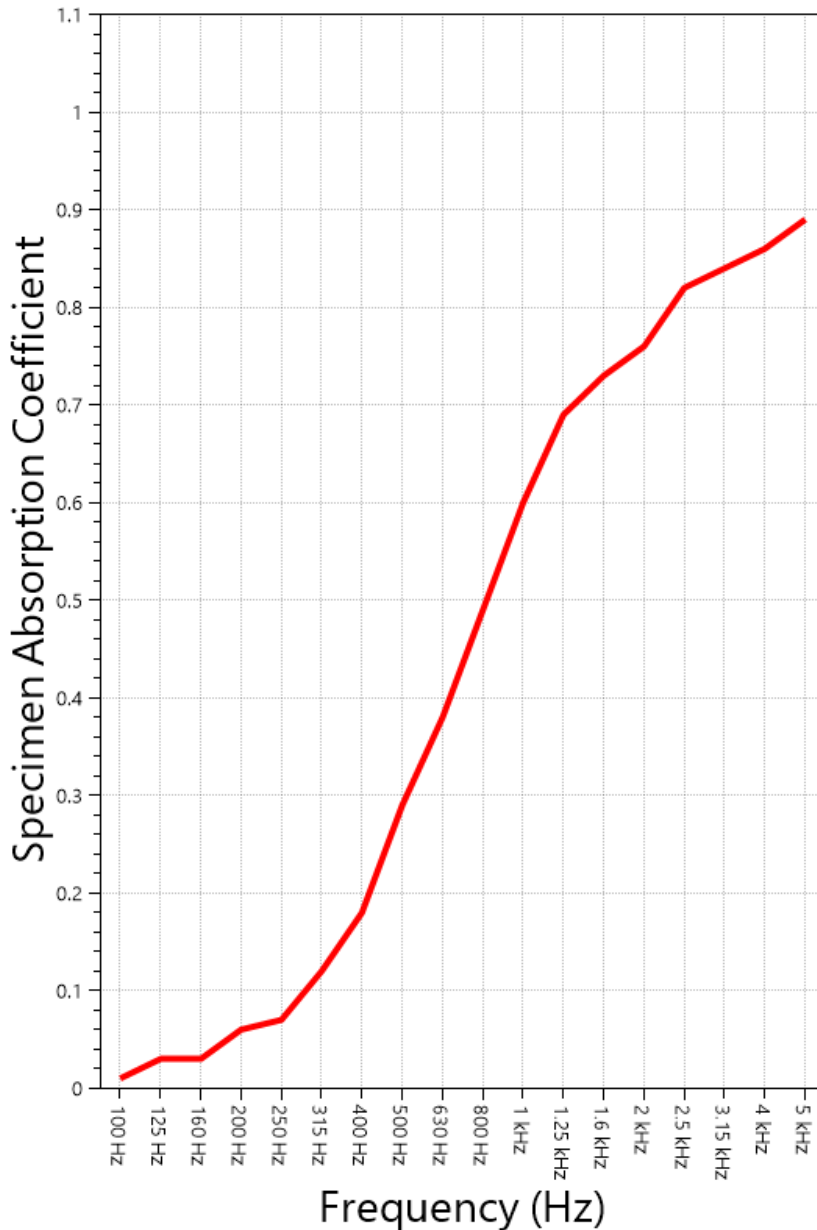
Test Report

RAL™-A20-369

Page 7 of 9

Catalyst Acoustics Group
2020-09-01

SOUND ABSORPTION REPORT
3D Hex panels



SAA = 0.43
NRC = 0.45

1512 S BATAVIA AVENUE
 GENEVA, IL 60134
 630-232-0104

An **ALION** Technical Center

RIVERBANK.ALIONSCIENCE.COM

FOUNDED 1918 BY
 WALLACE CLEMENT SABINE

Test Report

Catalyst Acoustics Group
 2020-09-01

RAL™-A20-369

Page 8 of 9

APPENDIX A: Extended Frequency Range Data

Specimen: 3D Hex panels (See Full Report)

The following non-accredited data were obtained in accordance with ASTM C423-17, but extend beyond the defined frequency range of 100Hz to 5,000Hz. These unofficial results are representative of the RAL test environment only and intended for research & comparison purposes.

| 1/3 Octave Band Center Frequency (Hz) | Total Absorption (Sabins) | Absorption Coefficient |
|---|------------------------------|---------------------------|
| 31.5 | 4.21 | 0.05 |
| 40 | -2.71 | -0.03 |
| 50 | 15.03 | 0.16 |
| 63 | 10.63 | 0.12 |
| 80 | 8.58 | 0.09 |
| 100 | 0.64 | 0.01 |
| 125 | 2.39 | 0.03 |
| 160 | 2.63 | 0.03 |
| 200 | 5.71 | 0.06 |
| 250 | 6.38 | 0.07 |
| 315 | 11.39 | 0.12 |
| 400 | 16.35 | 0.18 |
| 500 | 26.65 | 0.29 |
| 630 | 34.76 | 0.38 |
| 800 | 44.87 | 0.49 |
| 1000 | 54.74 | 0.60 |
| 1250 | 63.53 | 0.69 |
| 1600 | 66.54 | 0.73 |
| 2000 | 70.19 | 0.76 |
| 2500 | 74.96 | 0.82 |
| 3150 | 76.73 | 0.84 |
| 4000 | 78.79 | 0.86 |
| 5000 | 81.64 | 0.89 |
| 6300 | 83.84 | 0.91 |
| 8000 | 88.62 | 0.97 |
| 10000 | 87.65 | 0.96 |
| 12500 | 90.39 | 0.98 |



RIVERBANK ACOUSTICAL LABORATORIES IS ACCREDITED BY NVLAP (LAB CODE 100227-0) FOR ACOUSTICAL TESTING SERVICES IN ACCORDANCE WITH ISO/IEC 17025:2017 AND FOR THIS PROCEDURE. THIS REPORT MUST NOT BE USED BY THE CLIENT TO CLAIM PRODUCT CERTIFICATION, APPROVAL, OR ENDORSEMENT BY RAL, NVLAP, NIST, OR ANY AGENCY OF THE U.S. GOVERNMENT. THIS REPORT SHALL NOT BE MODIFIED WITHOUT THE WRITTEN APPROVAL OF RAL. THE RESULTS REPORTED APPLY ONLY TO THE SPECIFIC SAMPLE SUBMITTED FOR TESTING; RAL ASSUMES NO RESPONSIBILITY FOR THE PERFORMANCE OF ANY OTHER SAMPLE.

1512 S BATAVIA AVENUE
GENEVA, IL 60134
630-232-0104

An ALION Technical Center

RIVERBANK.ALIONSCIENCE.COM

FOUNDED 1918 BY
WALLACE CLEMENT SABINE

Test Report

Catalyst Acoustics Group
2020-09-01

RAL™-A20-369

Page 9 of 9

APPENDIX B: Instruments of Traceability

Specimen: 3D Hex panels (See Full Report)

| <u>Description</u> | <u>Model</u> | <u>Serial Number</u> | <u>Date of Certification</u> | <u>Calibration Due</u> |
|---|-------------------|----------------------|------------------------------|------------------------|
| System 1 | Type 3160-A-042 | 3160-106968 | 2020-06-26 | 2021-06-26 |
| Bruel & Kjaer Mic And Preamp A | Type 4943-B-001 | 2311428 | 2019-09-27 | 2020-09-27 |
| Bruel & Kjaer Sound Level Calibrator | Type 4230 | 861609 | 2019-11-19 | 2020-11-19 |
| Omega Digital Temp., Humid. And Pressure Recorder | OM-CP-PRHTemp2000 | P97844 | 2020-02-18 | 2021-02-18 |

APPENDIX C: Revisions to Original Test Report

Specimen: 3D Hex panels (See Full Report)

| <u>Date</u> | <u>Revision</u> |
|-------------|------------------------|
| 2020-09-04 | Original report issued |

END